


# Consonant Clusters Blockbusters

This metalinguistic activity was originally developed by Steve Cooke from the Vulnerable Pupils Team in Nottingham and has been tweaked to fit into this format. It invites pupils very strongly to develop their own versions to try out on others.

The webaddress for this activity is:

<http://www.collaborativelearning.org/consonantclustersblockbusters.pdf>

This activity was last updated 9th April 2014



## COLLABORATIVE LEARNING PROJECT

Project Director: Stuart Scott

Supporting a cooperative network of teaching professionals throughout the European Union to develop and disseminate accessible teaching materials in all subject areas and for all ages.

17, Barford Street, Islington, London N1 0QB UK Phone: 0044 (0)20 7226 8885

Website: <http://www.collaborativelearning.org>

## BRIEF SUMMARY OF BASIC PRINCIPLES BEHIND OUR TEACHING ACTIVITIES:

The project is a teacher network, and a non-profit making educational trust. Our main aim is to develop and disseminate classroom tested examples of effective group strategies across all phases and subjects. We hope they will inspire you to develop and use similar strategies in other topics and curriculum areas. We run teacher workshops, swapshops and conferences throughout the European Union. The project publishes a catalogue of activities plus lists in selected subject areas, and a newsletter available on the internet: 'PAPERCLIP'.

\*These activities were influenced by current thinking about the role of language in learning. They are designed to help children learn through talk and active learning in small groups. They work best in mixed classes where children in need of language or learning support are integrated. They are well suited for the development of speaking and listening. They provide teachers opportunities for assessment of speaking and listening and other formative assessment.

\*They support differentiation by placing a high value on what children can offer to each other on a particular topic, and also give children the chance to respect each other's views and formulate shared opinions which they can disseminate to peers. By helping them to take ideas and abstract concepts, discuss, paraphrase and move them about physically, they help to develop thinking skills.

\*They give children the opportunity to participate in their own words and language in their own time without pressure. Many activities can be tried out in mother tongue and afterwards in English. A growing number of activities are available in more than one language, not translated, but mixed, so that you may need more than one language to complete the activity.

\*They encourage study skills in context, and should therefore be used with a range of appropriate information books which are preferably within reach in the classroom.

\*They are generally adaptable over a wide age range because children can bring their own knowledge to an activity and refer to books at an appropriate level. The activities work like catalysts.

\*All project activities were planned and developed by teachers working together, and the main reason they are disseminated is to encourage teachers to work effectively with each other inside and outside the classroom. They have made it possible for mainstream and language and learning support teachers to share an equal role in curriculum delivery. They should be adapted to local conditions. In order to help us keep pace with curriculum changes, please send any new or revised activities back to the project, so that we can add them to our lists of materials.

# Consonant Clusters Blockbusters Game

## How to prepare the game

Enlarge the game board to A3, and mount on card or laminate. Print the topic cards in two pastel colours and cut them out. It is up to you whether you enlarge the cards too or keep them small. If you enlarge and laminate the cards, players could write their chosen word on them with felt tips, instead of using the record sheet, and rub them off at the end of the game. Pupils might want to make their own game with variations. They can add topics and other clusters. You might want to have rules to not include plurals e.g ...rs. We have provided blank templates for your versions. They might want to include subject topics: e.g. science or maths words.

## How to Play Consonant Clusters Blockbusters

This game works best with four players: two against two. Players choose different sides of the board to start. They can travel one block at a time in any direction other than back from where they started. Topic cards are placed upside down on the table. They take turns to pick a topic card, and decide on their word which agrees with the topic and contains the consonant cluster written on a blocks next to where they are. The clusters can be at the beginning, in the middle or at the end of their word. The other team must agree that the word is correct and fits the topic on the card They then write the word down on the joint record sheet (template provided). Players need to have a dictionary to deal with disputes. They then place their topic card on the correct place on the board. Then it is the second team's turn. The first team to reach the Start/Finish block on the opposite side wins.

PS We are always hoping to improve our instructions so please send in your suggestions.



spr???

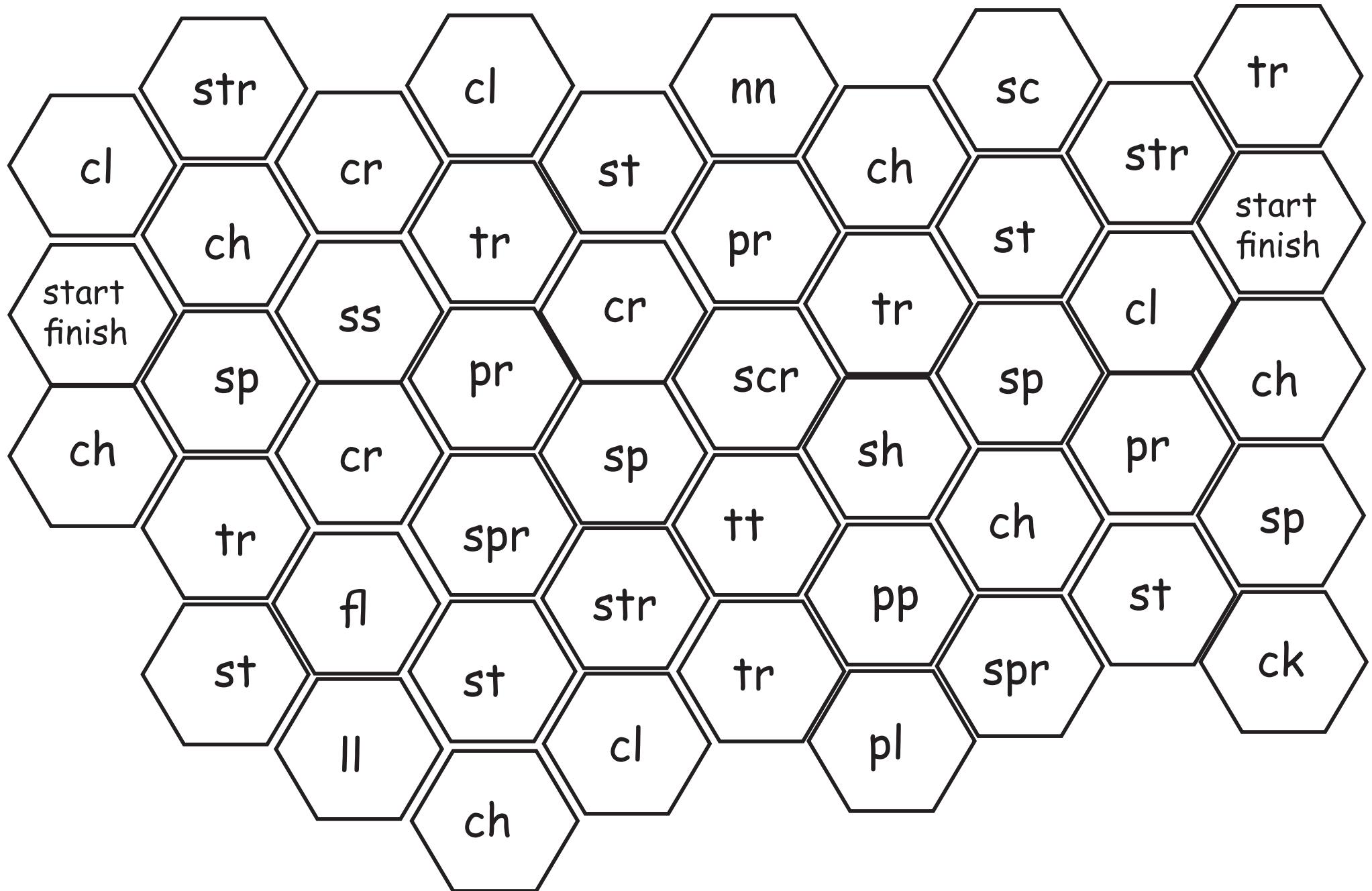
## How to Play Consonant Clusters Blockbusters

This game works best with four players: two against two. Players choose different sides of the board to start. They can travel one block at a time in any direction other than back from where they started. Topic cards are placed upside down on the table. They take turns to pick a topic card, and decide on their word which agrees with the topic and contains the consonant cluster written on a blocks next to where they are. The clusters can be at the beginning, in the middle or at the end of their word. The other team must agree that the word is correct and fits the topic on the card They then write the word down on the joint record sheet (template provided). Players need to have a dictionary to deal with disputes. They then place their topic card on the correct place on the board. Then it is the second team's turn. The first team to reach the Start/Finish block on the opposite side wins.

PS We are always hoping to improve our instructions so please send in your suggestions



# Consonant Clusters Blockbusters Game Board



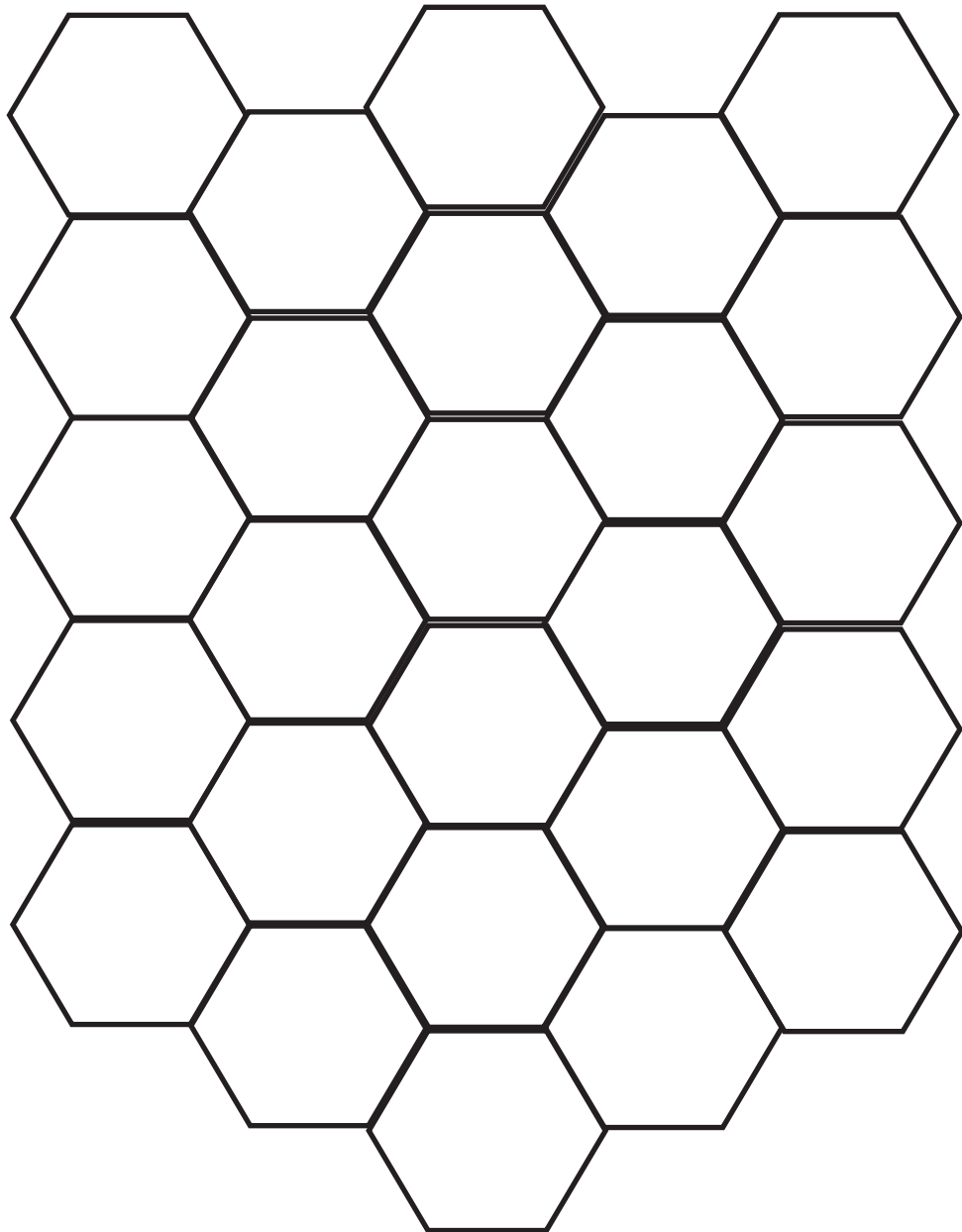
# Consonant Clusters Topic Cards

Printed in two sections to make it easy if you want to enlarge and then print on A4 card

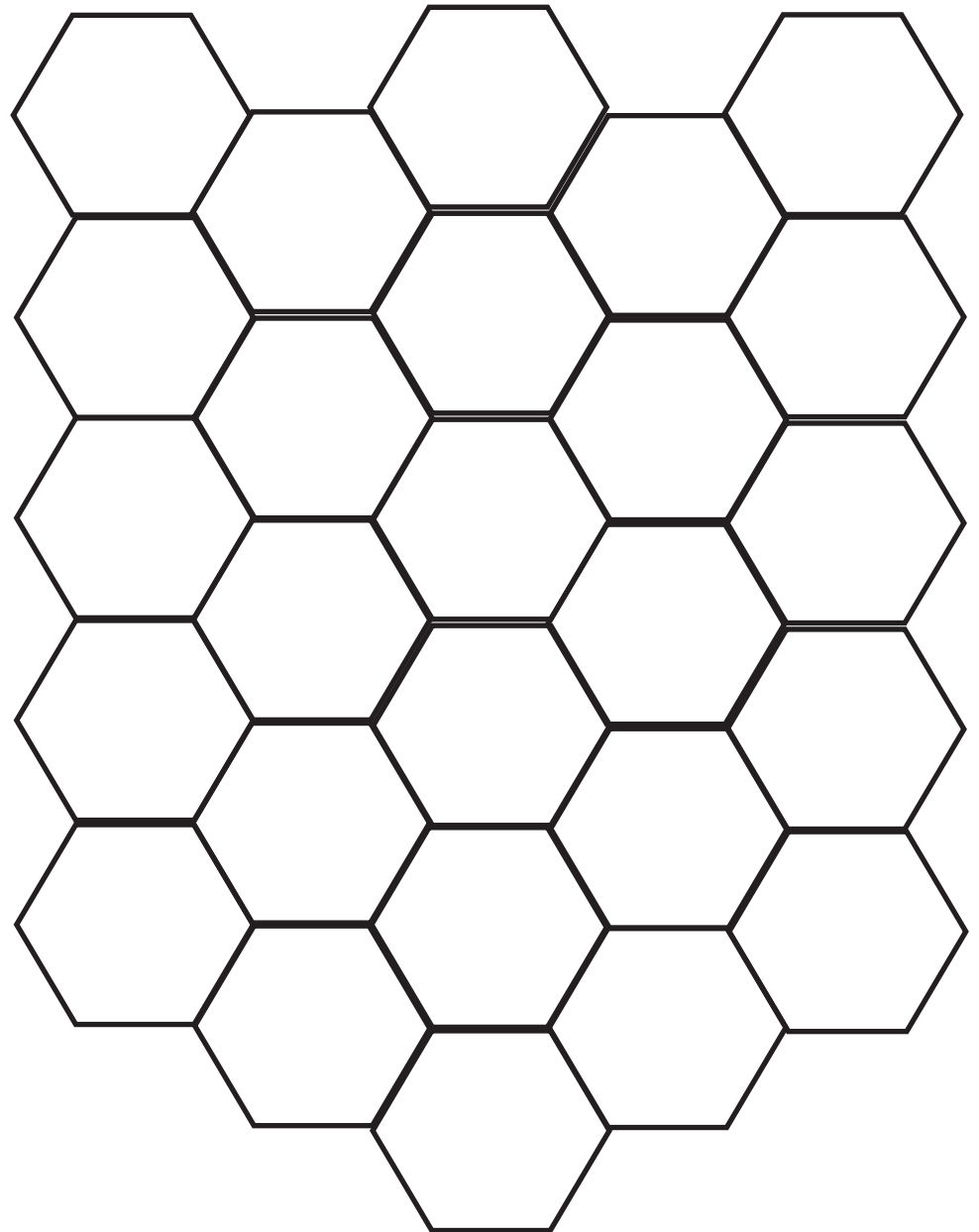


# Consonant Clusters - Joint Record Sheet

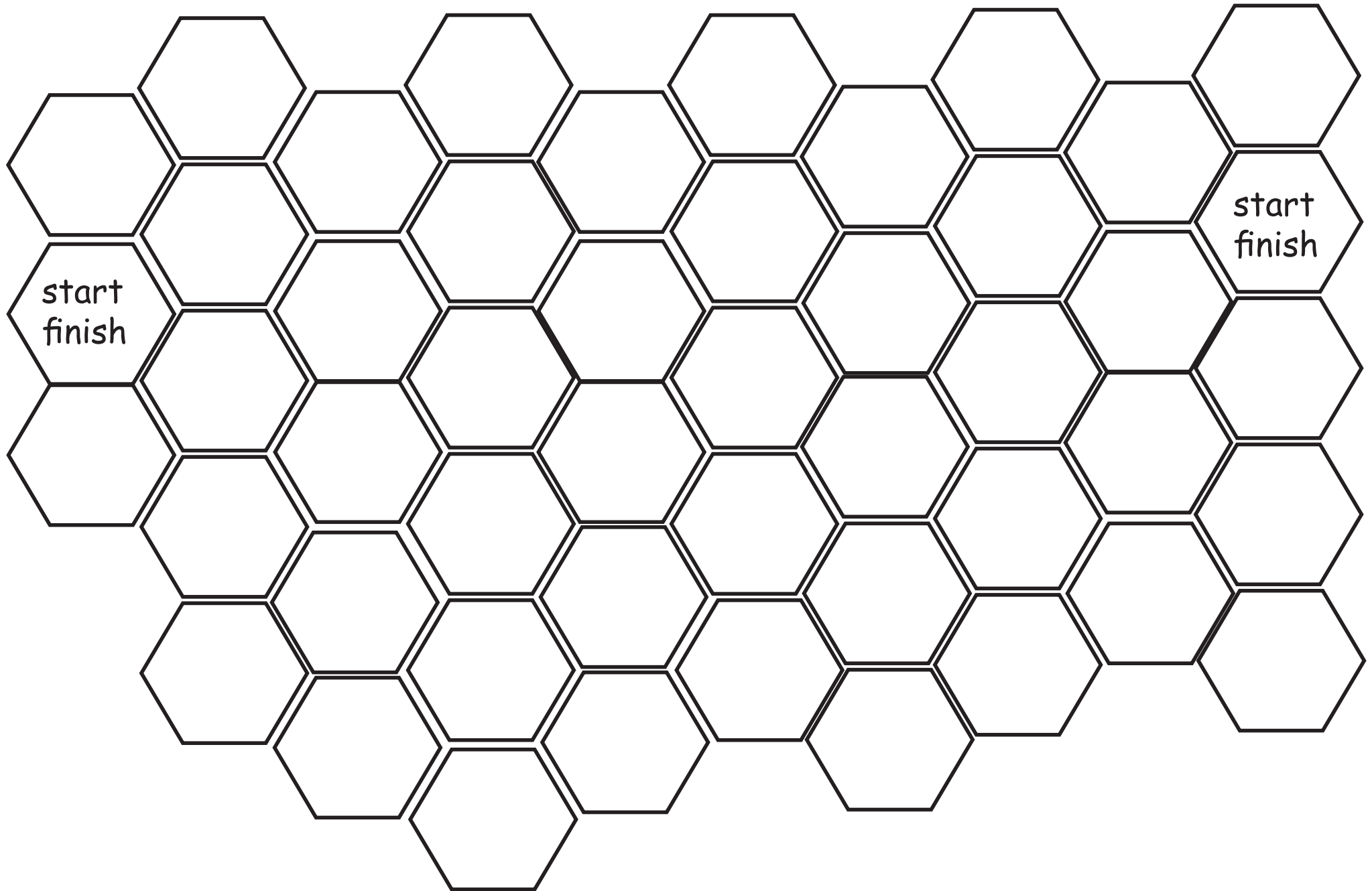
TEAM A: Names:



TEAM B Names:



# Consonant Clusters Blockbusters Game Board



# Consonant Clusters Cards

