



RUDYARD KIPLING

Primary School & Nursery,
Woodingdean

Year 4 Classroom Connect (spring term) 2026

Mr Wynne, Mrs Edmonds and Mrs Woolven



Mr Wynne
Mandela
Class Teacher



Mrs Edmonds
Learning Support
Assistant



Mrs Woolven
Learning
Support Assistant & A.S.C.

Physical Education

- ✦ **Gymnastics**
 - Use of apparatus to perform a sequence incorporating balance, stability, stretching, jumping, landing.
- ✦ **Swimming**
 - Every Friday
 - Children to learn water safety skills

Maths

- ✦ Multiplication and division
- ✦ Fractions
- ✦ Decimals
- ✦ Measurement - Area

Science

- ✦ **States of Matter:**
 - The three states of Matter
 - Group and sort materials into solids, liquids and gases.
 - Describe solids, liquids and gases using scientific language.
 - Investigating how Matter changes state when heated or cooled.
 - Use the terms 'evaporation' and 'condensation'.
- ✦ **Sound**
 - Understand how sound is made
 - Understand how sound travels to our ears.
 - What pitch is.
 - How best to block or muffle sound

PHSE

- ✦ **Mental Health and Wellbeing**
 - Mental health, just like physical health, is part of daily life; the importance of taking care of mental health
 - Strategies and behaviours that support mental health — including how good quality sleep, physical exercise/time outdoors, being involved in community groups, doing things for others, clubs, and activities, hobbies and spending time with family and friends can support mental health and wellbeing
 - Strategies to respond to feelings, including intense or conflicting feelings; how to manage and respond to feelings appropriately and proportionately in different situations
 - Recognise warning signs about mental health and wellbeing and how to seek support for themselves and others
 - Recognise that anyone can experience mental ill health; that most difficulties can be resolved with help and support; and that it is important to discuss feelings with a trusted adult
- ✦ **Equality**
 - Recognise that we are all similar and all different
 - Recognise that no matter our differences we are all equal
 - Focus: what is a disability? Famous figures with disabilities and their strengths
- ✦ **Safer internet use**
 - Passwords
 - Spam / ~~phishing~~
 - Positives and negatives of screen time

Art

- Use sketchbooks to plan, develop and evaluate artwork.
- Cushions – explore Mayan patterns, sewing, colouring and padding fabric.
- Mayan Masks

Computing

- ✦ **Coding**
 - Using variables to create their own games
- ✦ **Research project**
 - Using google slides to create an engaging and informative piece of information regarding a chosen theme related to the Mayans



Viva Latin America Year 4

English

- ✦ **Michael Rosen's Book of Bad Things**
 - Experience poetry as pleasurable and meaningful
 - To develop an understanding of a contemporary poet
 - To compare how a common theme is presented in poetry
 - Exploring language and style of poetry
 - Bringing out the meaning of a poem
 - Writing poetry based on personal experience.
- ✦ **Gorilla**
 - Engage children with a story with which they will empathise
 - Explore issues, and develop and sustain ideas through discussion
 - Develop creative responses to the text through drama, storytelling and artwork
 - Write with confidence for real purposes and audiences

Geography

- Locate North America using Google Earth, Atlases and globes.
- Use aerial photographs, compasses and grids to locate North America in relation to the United Kingdom.
- Use Google Earth and Atlases to explore the human and physical features of North America.
- Ask and answer geographical questions (such as: Which country, continent or part of the world is it in? What plants grow there naturally?).
- Discuss and explain our views about the location (such as What the place is like, why it is like this.)
- Relate our discussions in relation to its position in the world (for example the Equator, Northern Hemisphere, The Tropics of Cancer and Capricorn).

History

- ✦ **The Mayan civilisation**
 - Who the Mayans were.
 - Understanding the concept of 'civilization'.
 - Research 'Mesoamerica' using secondary sources.
 - Where and how they lived.
 - What we want to find out about them.
 - Invention of chocolate.
 - The Mayan calendar and number system.
 - Mayan cities and rules of Law.
 - The Spanish invasion.
 - The Mayans' decline.
 - What we have learned from them.

Music

- Glockenspiel / beaters – learning basic instrumental skills.
- Tribal drumming
- Introduction to the language of music, theory and composition (notes and scales).

Religious Education


- ✦ **Hinduism**
 - Learn about Hindu beliefs in god- Hindu gods and goddesses
 - Importance of shrines
- ✦ **The Easter story**
 - Learn about pasalm Sunday
 - Making Easter cards.

MFL (French)

- Personal information
- All about us
- Counting
- French Songs



English

Gorilla



Big Book of Bad Things

The Mousehole Cat



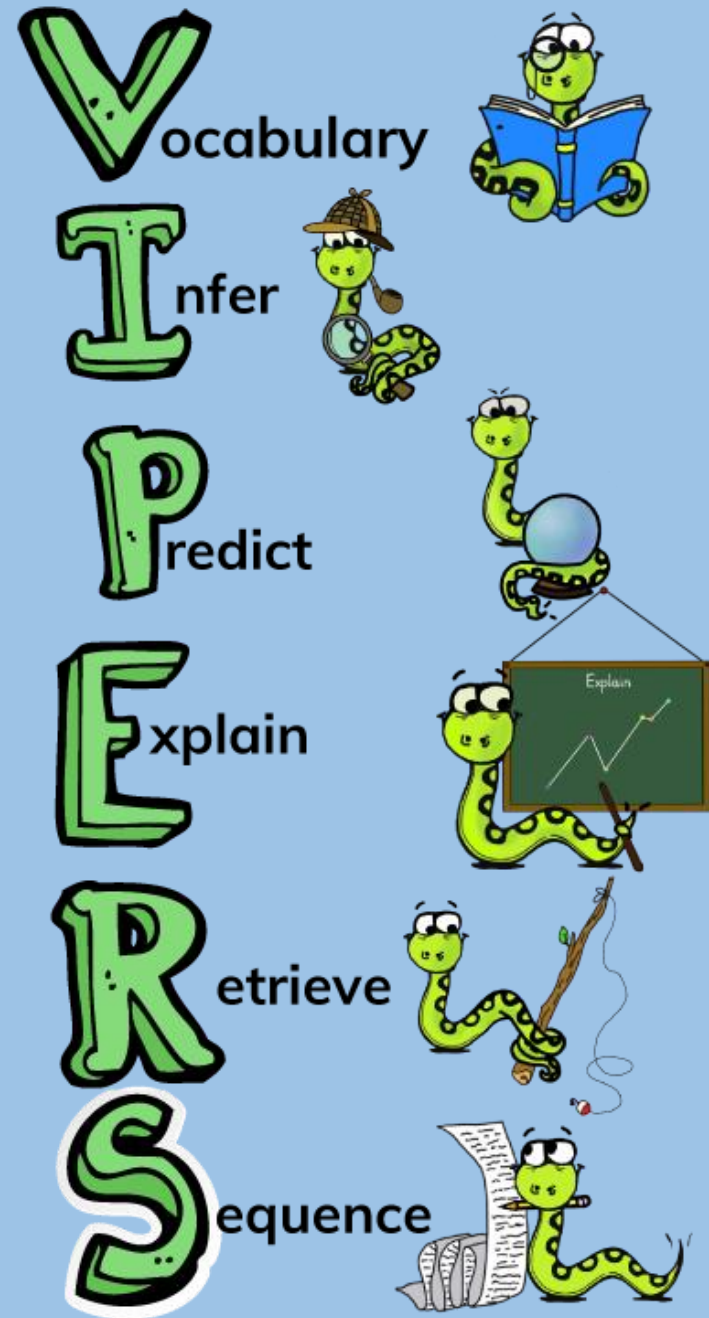
World Book Week text - TBC

Maths

	Week 1	Week 2	Week 3	Week 4	Week 5	Week 6	Week 7	Week 8	Week 9	Week 10	Week 11	Week 12
Autumn	<div>Number</div> <div>Place value</div> <div>FREE TRIAL</div> <div>VIEW</div>				<div>Number</div> <div>Addition and subtraction</div> <div>VIEW</div>			<div>Measurement</div> <div>Area</div> <div>VIEW</div>	<div>Number</div> <div>Multiplication and division A</div> <div>VIEW</div>			<div>Consolidation</div>
Spring	<div>Number</div> <div>Multiplication and division B</div> <div>VIEW</div>		<div>Measurement</div> <div>Length and perimeter</div> <div>VIEW</div>		<div>Number</div> <div>Fractions</div> <div>VIEW</div>				<div>Number</div> <div>Decimals A</div> <div>VIEW</div>			
Summer	<div>Number</div> <div>Decimals B</div> <div>VIEW</div>	<div>Measurement</div> <div>Money</div> <div>VIEW</div>	<div>Measurement</div> <div>Time</div> <div>VIEW</div>	<div>Consolidation</div>		<div>Geometry</div> <div>Shape</div> <div>VIEW</div>		<div>Statistics</div> <div>VIEW</div>	<div>Geometry</div> <div>Position and direction</div> <div>VIEW</div>			

Reading

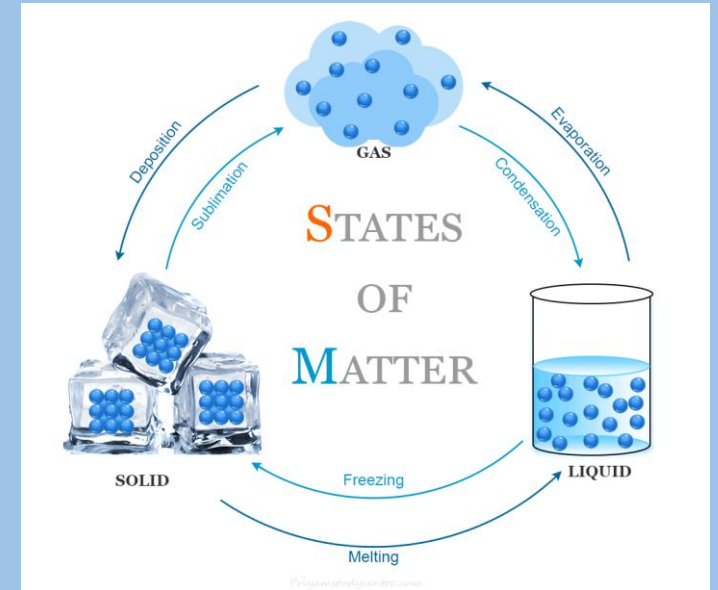
- Reading for Pleasure
- Exciting texts
- Understanding different characteristics of the text using VIPERS.



Science

❖ States of Matter:

- The three states of Matter
- Group and sort materials into solids, liquids and gases.
- Describe solids, liquids and gases using scientific language.
- Investigating how Matter changes state when heated or cooled.
- Use the terms 'evaporation' and 'condensation'.



❖ Sound

- Understand how sound is made
- Understand how sound travels to our ears.
- What pitch is.
- How best to block or muffle sound



History - Ancient Mayans

- Who the Mayans were.
- Understanding the concept of 'civilization'.
- Research 'Mesoamerica' using secondary sources.
- Where and how they lived.
- What we want to find out about them.
- Invention of chocolate.
- The Mayan calendar and number system.
- Mayan cities and rules of Law.
- The Spanish invasion.
- The Mayans' decline.
- What we have learned from them.



Geography

- Locate North America using Google Earth, Atlases and globes.
- Use aerial photographs, compasses and grids to locate North America in relation to the United Kingdom.
- Use Google Earth and Atlases to explore the human and physical features of North America.
- Ask and answer geographical questions (such as: Which country, continent or part of the world is it in? What plants grow here naturally?).
- Discuss and explain our views about the location (such as What the place is like, why it is like this.)
- Relate our discussions in relation to its position in the world (for example the Equator, Northern Hemisphere, The Tropics of Cancer and Capricorn).



Art

- Use sketchbooks to plan, develop and evaluate artwork.
- Weaving - explore Mayan patterns, and weaving techniques
- Mayan Masks



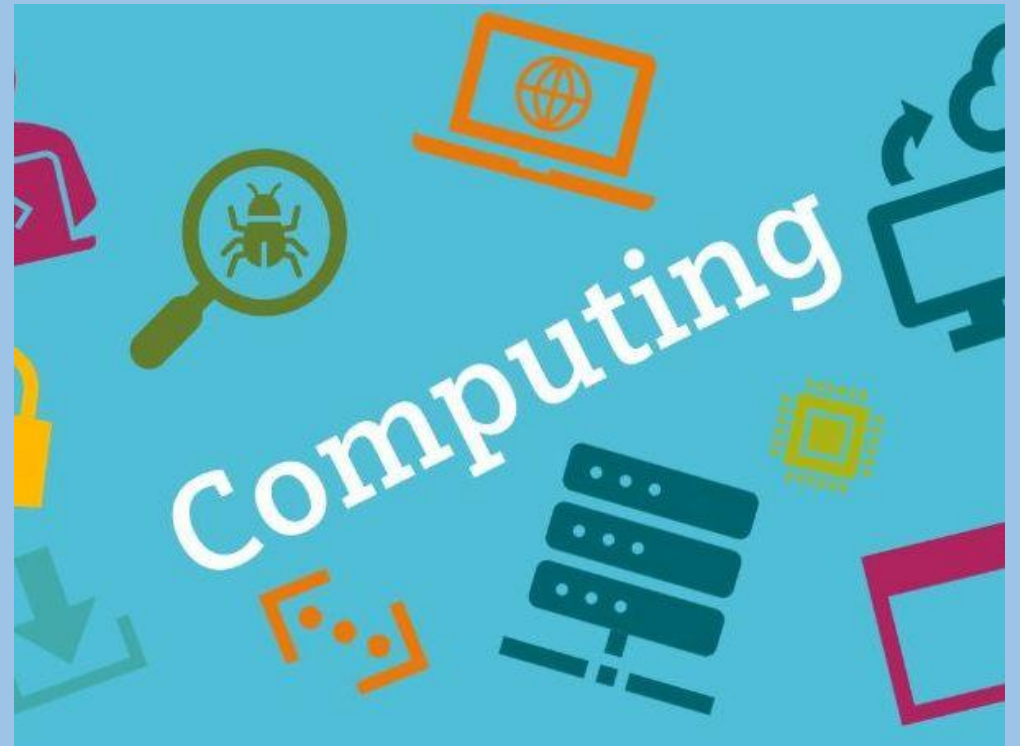
Computing

Coding

- Using variables to create their own games

Research project

- Using google slides to create an engaging and informative piece of information regarding a chosen theme related to the Mayans



RE

- The Easter Story (Christianity)



- Hinduism



PSHE

- E-safety
 - Equality (disabilities)
 - Mental health and well-being
-
- A chance for children to ask questions and explore themselves.
 - Worry box available for those who want to ask questions/raise concerns.



Music

- Glockenspiel / beaters – learning basic instrumental skills.
- Tribal drumming
- Introduction to the language of music, theory and composition (notes and scales).



PE

- Wednesday afternoons
- Swimming for Mandela class commences on 27th February every Friday



Sensible clothing
Weather appropriate
Footwear is vital

Meal Manager

Please look through this with your child and plan accordingly



Rudyard Kipling Primary School & Nursery

Our School Uniform



Our school uniform is available on our Website and is:

- Plain grey skirt, pinafore dress, grey smart tailored trousers
- Navy sweatshirt, fleece with school logo - available from school
- Navy polo shirt with logo - available from school
- Securely fastening black or navy shoes
-Velcro fastenings only in Reception Class



In warmer weather the following may be worn:

- Navy & white striped or checked dress
- Plain grey tailored shorts
- Secure fastening sandals

We kindly ask all children wear the school uniform

This is not only practical but it also helps children develop a pride in their appearance and in the unity of the school. However, your children are welcome to wear a plain navy polo shirt.

P.E.

All children need to have a PE kit. This is made up of the school navy PE t-shirt, dark shorts or navy joggers and plimsolls/trainers. However your children are welcome to wear a plain navy t-shirt.



All clothes and possessions should be carefully marked with the child's full name- permanent marker pens are perfect or see Stikins label flyer on our website.

Rock up and Read & Special Mentions Assembly

- Friday morning 08:40-09:00
- Special Mentions: Text sent out a week in advance to invite you along to the following Friday.
- Star Badges and Maths Mission certificates also given on Friday



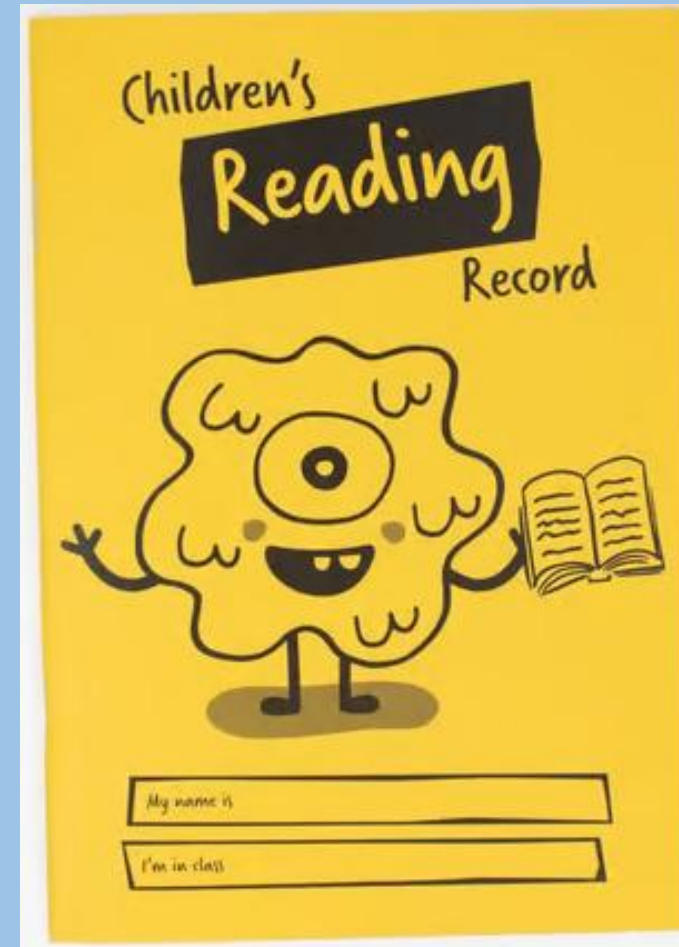
Forest school

- Appropriate clothing for the weather: long sleeves and trousers, hats, gloves, scarves, extra layers
- A change of shoes, socks and trousers for each session
- Parent helpers if possible



Reading - Home

- Reading for pleasure 😊
- Read at home 3 times a week
- Record this in your reading record.
- Hand in every few days
- Raffle ticket drawn in special mentions assembly every Friday.



Reading - Parent helpers!

- If you would like to help with reading in school then please let me know
- You don't have to commit to a particular day each week.
- It could be that you come some weeks and not others!




Times Tables



- In June all Year 4 children up and down the country will take the MTC
- 25 questions (up to the 12 x table)
- 6 seconds per question
- On an iPad / computer
- It's essential for children to know their times tables for Year 5 and 6!
- A times table parent workshop will be ran before Feb half term (Feb 11th) about the MTC and things you can do at home to support.
- When children can recall their times tables, they become more confident, which can help them tackle more challenging math problems.
- Please continue to practise these at home to secure them

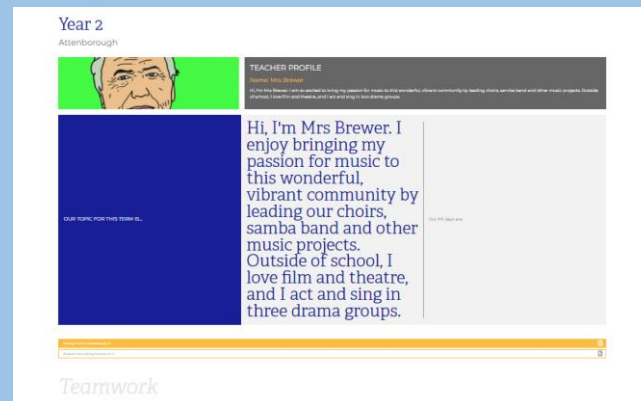
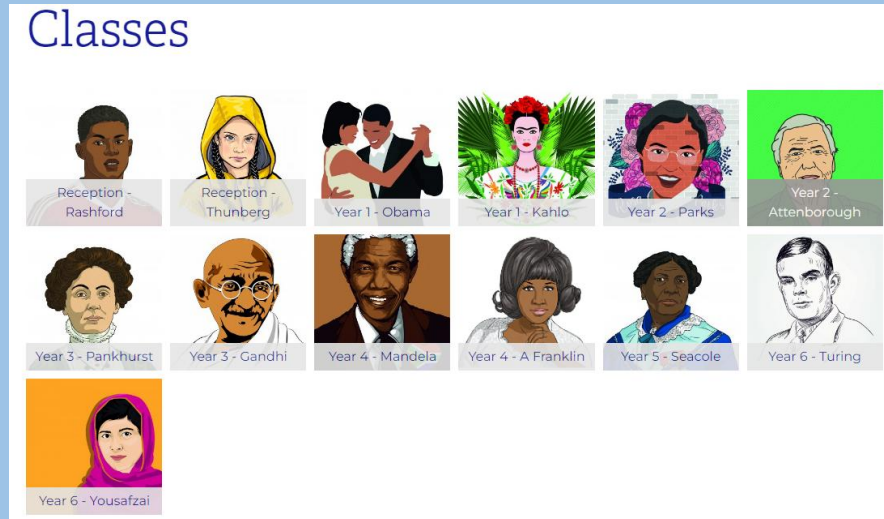
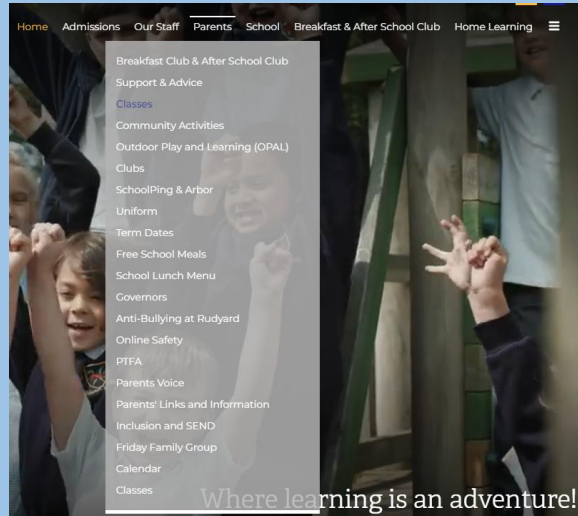
Communication

- Rudyard Kipling Primary School and Nursery Newsletter.
- Arbor- Please download the app and sign in.
- Details are available from the office.
- Catch up at the end of the day.




Arbor

Class Page




Home Learning apps



TTRS; Spelling Shed; Google Classroom:
Logins: surnam:@rkps.me
Password: words123

Duolingo; White Rose 1minute maths: Free Apps

Extras...



Any questions?