












Tomb Raiders

Take-Home tasks for Spring



Please complete two of the tasks by the end of our topic. Of course, you are very welcome to complete more than two of the tasks if you wish!

<p><u>Sarcophagus</u></p> <p>Create your own tomb or coffin for a mummy. They are decorated with a picture of the person and show off their wealth.</p> 	<p><u>Egyptian homes</u></p> <p>Research what Egyptian homes looked like, then show in pictures, words or a model.</p> 	<p><u>Hieroglyphs</u></p> <p>Research the ancient Egyptian hieroglyphic alphabet and write them out. Then create your own and use it to write your name.</p> 	<p><u>Puzzle time</u></p> <p>Create a word search or crossword about ancient Egypt.</p> 
<p><u>Pyramids</u></p> <p>Draw or create a model pyramid. You may want to show what you find inside!</p> 	<p><u>Story time</u></p> <p>Write a story where the setting is ancient Egypt. Who will your characters be? Will they go on an adventure?</p>	<p><u>Mummification</u></p> <p>Research the process of mummification. You could present this as instructions, a leaflet or a model!</p> 	<p><u>The Big Project</u></p> <p>Research Egyptian life and present this in any way you like. You may want to create an information leaflet or poster. You could even make your own artefacts.</p>
<p><u>The gift of the Nile</u></p> <p>Research the river Nile and discover the importance of it for Egyptians and life.</p> 	<p><u>Mapping it out</u></p> <p>Create a map of ancient Egypt showing the key areas and some information. You could even tea stain it!</p> 	<p><u>Gaming</u></p> <p>Make a simple ancient Egyptian themed game. E.g. snap, uno, snakes and ladders etc.</p> 	<p><u>Papyrus</u></p> <p>Research and create your own papyrus paper! Egyptians painted incredibly detailed scenes on theirs.</p> 